

NHH



JOB MARKET SURVEY 2018

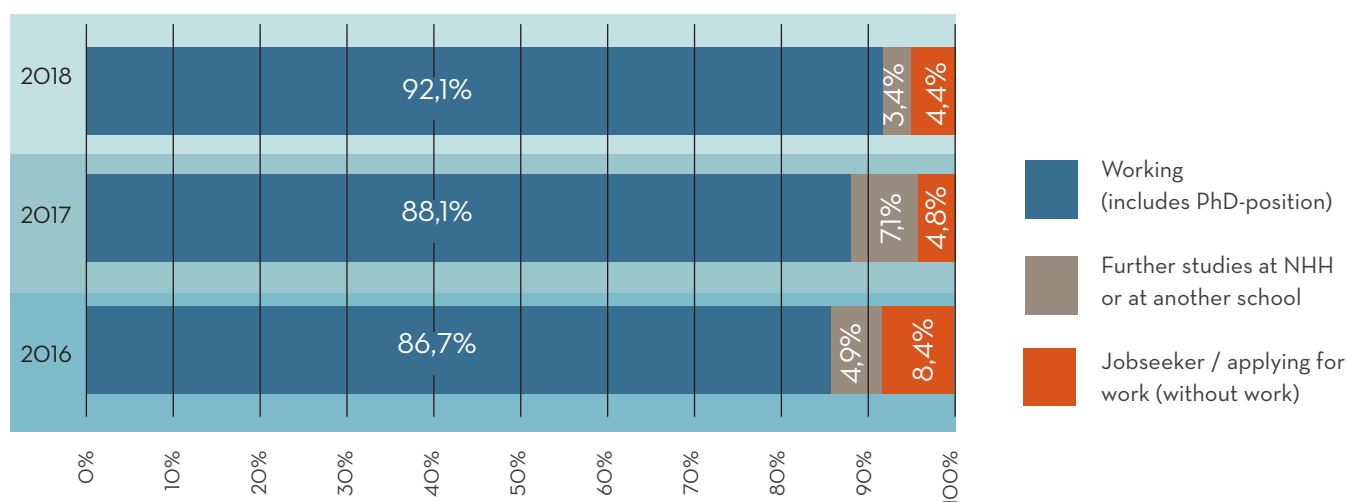
JOB MARKET SURVEY 2018

Every year, we invite all master graduates to participate in NHH's Job Market Survey, about six months after their graduation. We survey our graduates' transition to the labour market, and ask them to assess the programme they attended in terms of relevance, strengths and weaknesses. NHH puts the results to use in its continuous work to maintain and improve our position as a high-quality institution, providing relevant and strong graduates for the labour market and society as a whole.

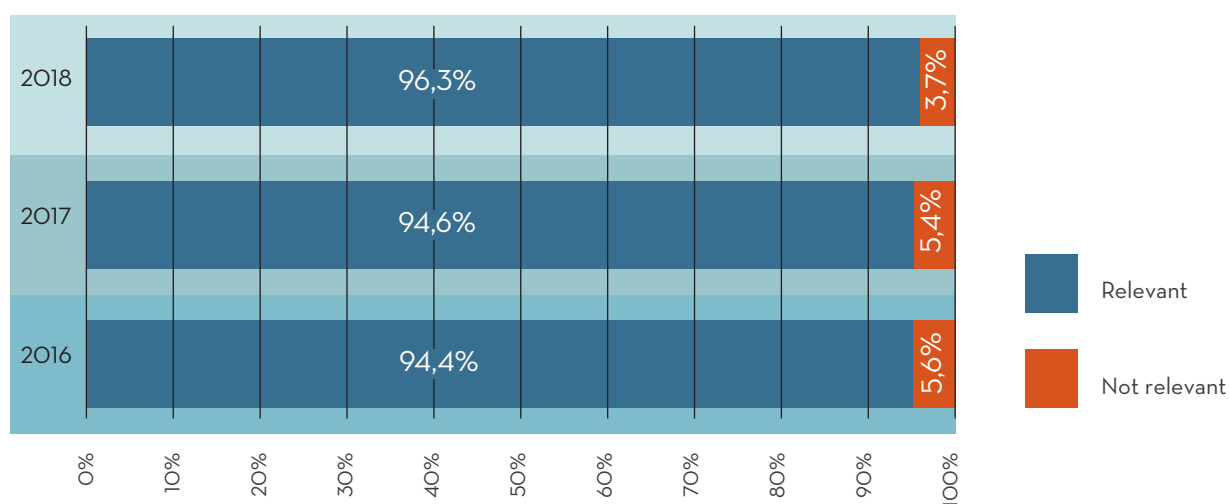
About the survey

We carried out the survey between January 7th and 31st 2019. Out of 489, 203 graduates (41.5 %) of the MSc in Economics and Business Administration programme participated. The respondents are representative of the population of MSc graduates, in terms of gender, age and to a large extent in the distribution of majors within the master's programme.

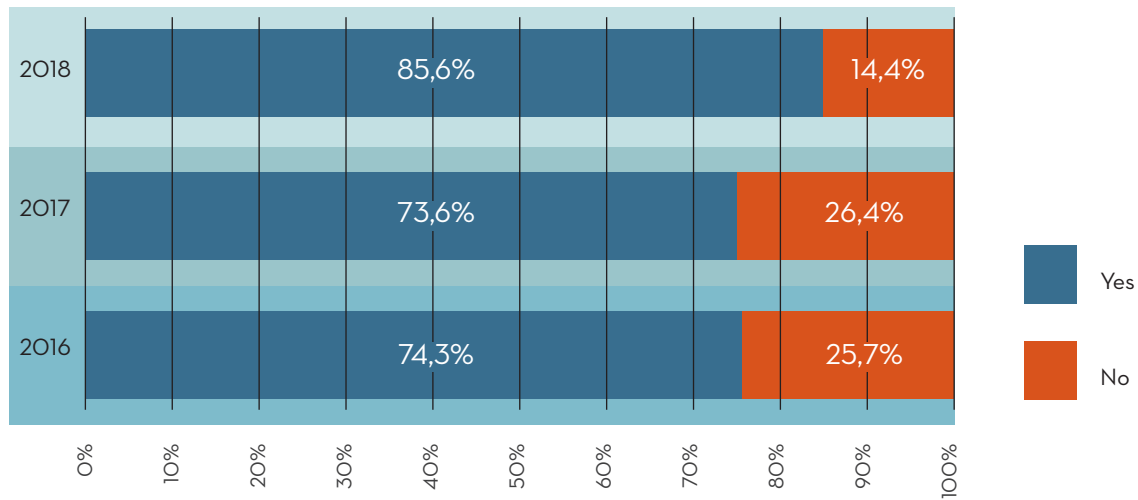
MAIN OCCUPATION SIX MONTHS AFTER GRADUATION



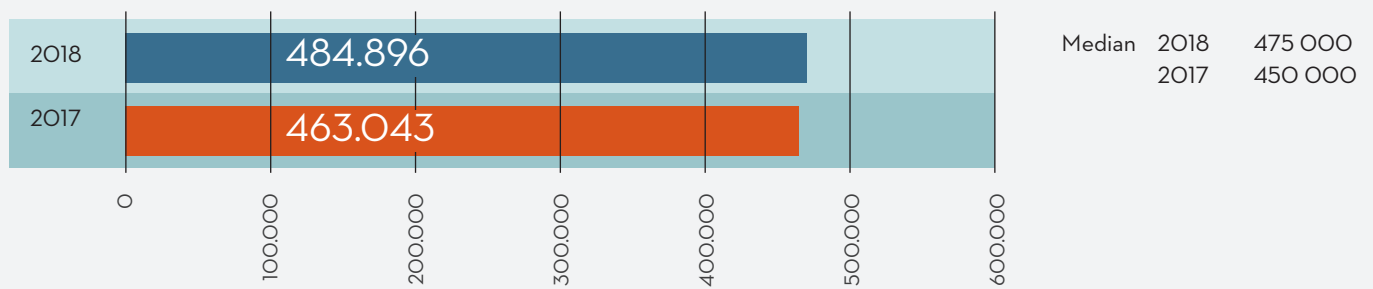
DO YOU CONSIDER THE JOB TO BE RELEVANT TO THE NHH-EDUCATION?



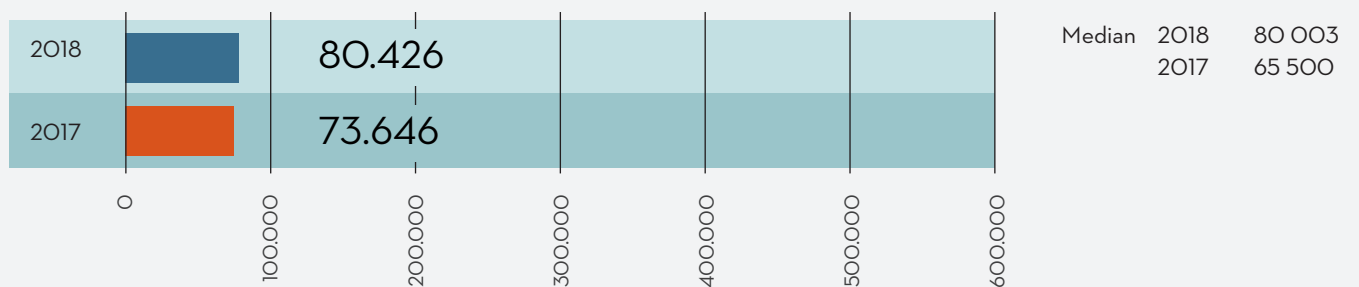
DID YOU GET A JOB BEFORE GRADUATING FROM NHH?



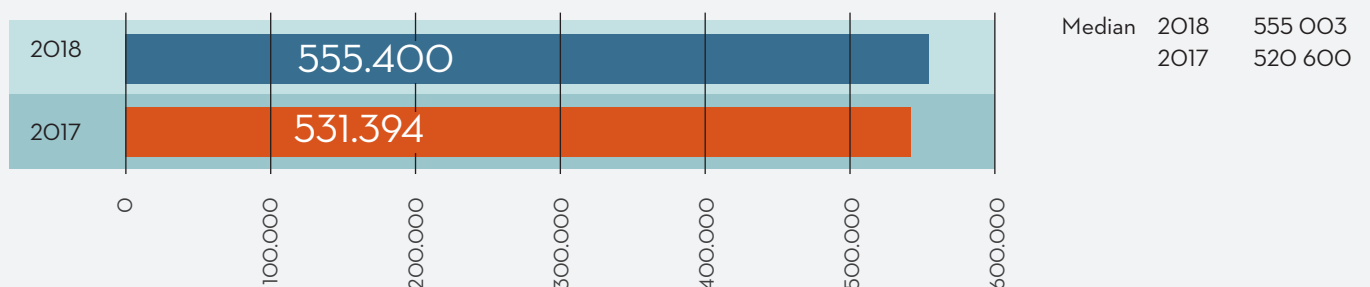
GROSS ANNUAL INCOME (AVERAGE) (NOK)



ANNUAL BENEFITS (AVERAGE) (NOK)

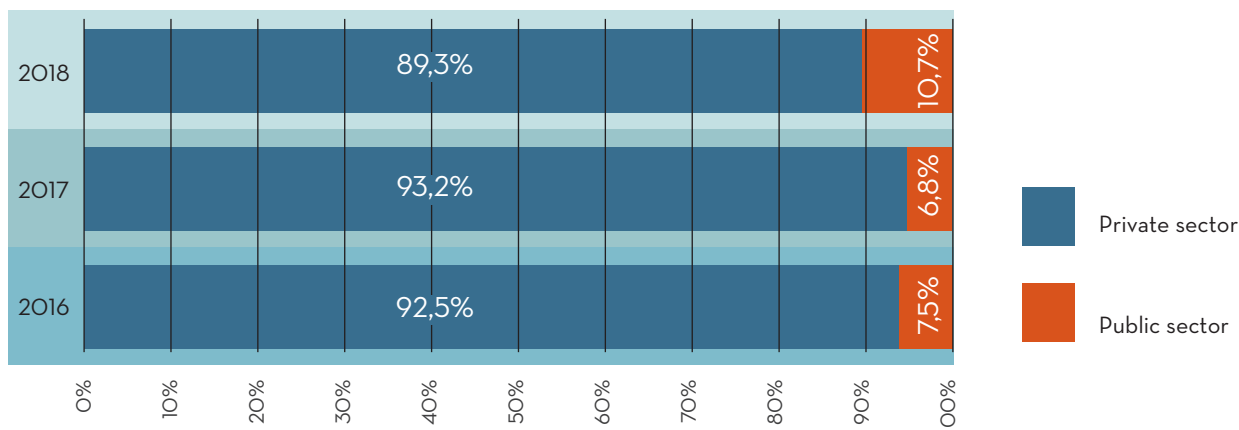


TOTAL ANNUAL SALARY (AVERAGE) (NOK)

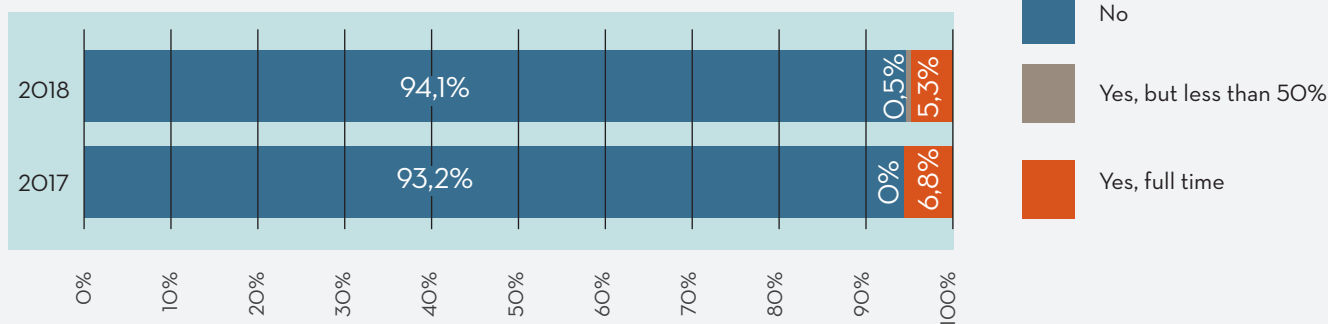


The figures are for graduates working in Norway only

EMPLOYMENT BY SECTOR



ENTREPRENEURSHIP AMONG NHH-GRADUATES

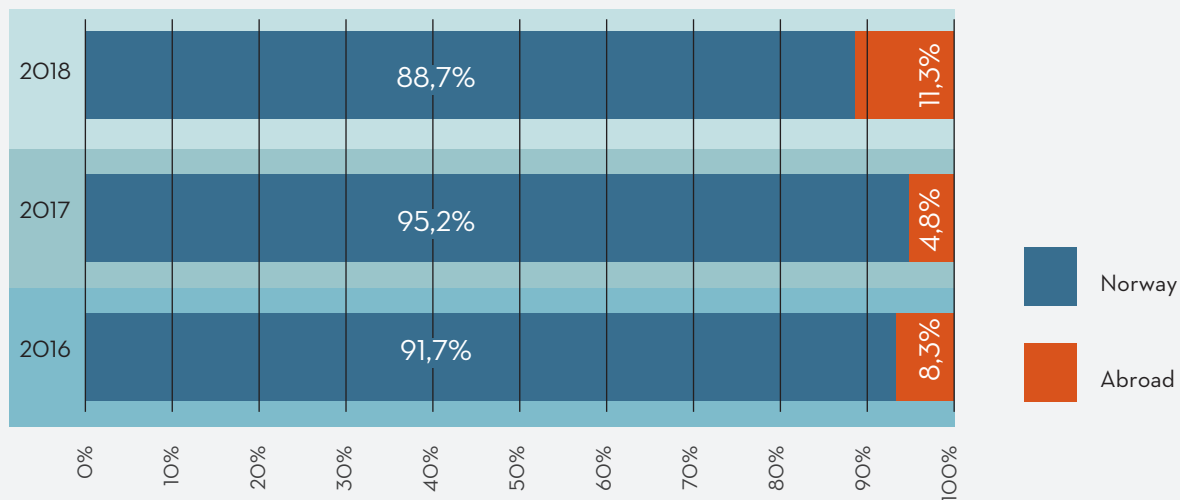


Share of graduates working full time in their own company/business

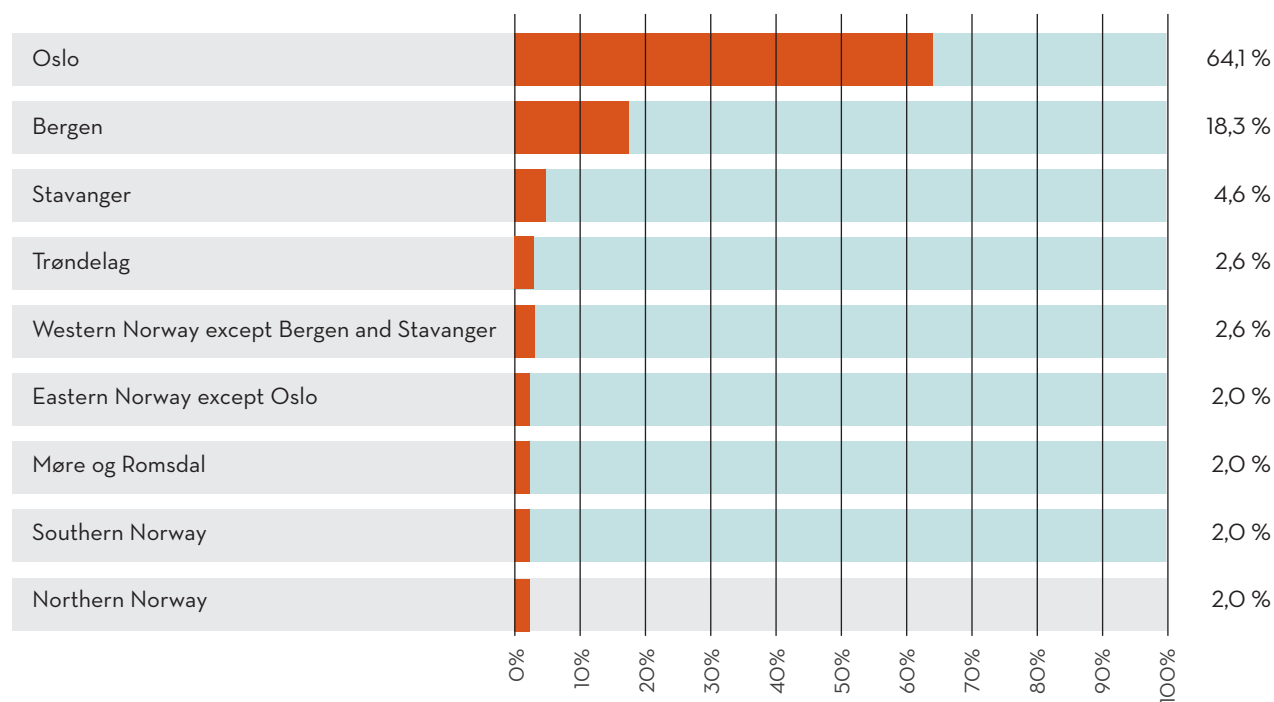
EMPLOYMENT BY LINE OF BUSINESS

	2018	2017	2016
Consulting	36,0 %	25,0 %	23,8 %
Auditing	13,4 %	18,2 %	24,2 %
Banking/Insurance/Finance	12,4 %	17,6 %	17,4 %
IT/Telecom	8,6 %	10,1 %	6,8 %
Accounting	4,8 %	6,8 %	6,4 %
Other	3,8 %	6,8 %	3,8 %
PR/Marketing/Advertising	3,2 %	3,4 %	3,0 %
Energy (oil excluded)	2,7 %	0,7 %	2,6 %
Oil	2,7 %	0,0 %	1,1 %
Public administration	2,2 %	4,1 %	3,0 %
Industry (manufacturing)	2,2 %	2,0 %	0,4 %
Trade	1,6 %	1,4 %	2,6 %
Media	1,6 %	0,7 %	1,5 %
Education/Research	1,6 %	0,7 %	1,1 %
Transportation	1,6 %	1,4 %	0,0 %
Military	1,1 %	0,0 %	0,4 %
Real estate	0,5 %	0,0 %	0,4 %
Shipping/Maritime	0,0 %	0,7 %	0,8 %
Recruitment/HR	0,0 %	0,0 %	0,4 %
Nonprofit organisation	0,0 %	0,7 %	0,4 %

EMPLOYMENT ABROAD



EMPLOYMENT BY REGION IN NORWAY



NHH



NORGES HANDELSHØYSKOLE

Norwegian School of Economics
Helleveien 30
5045 Bergen
T (+47) 55 95 90 00
W nhh.no