




Bærekraftsdata i norske kommuner

- 15 LIV PÅ LAND
- 16 FRED OG RETTFERDIGHET
- 11 BÆREKRAFTIGE BYER OG SAMFUNN
- 12 ANSVARLIG FORBRUK OG PRODUKSJON
- 13 STOPPE KLIMAENDRINGENE
- 14 LIV UNDER VANN
- 9 INNOVASJON OG INFRASTRUKTUR
- 10 MINDRE ULIKHET
- 1 UTRYDDE fattigdom
- 2 GODT LIV
- 3 GOD HELSE
- 4 GOD UTDANNING
- 5 LIKESTILLING MELLOM KJØNNENE
- 17 SAMARBEID FOR Å NÅ MÅLENE



"Cities are responsible for 80% of Global GDP, and 70-80% of global energy use and fully 80% of global carbon emissions.

There is no question - change cities, and you change the world.

The bold and necessary target of 10.000 cities by 2030 brings the realization of SDG 11 into reach, and holds everything that SDG 17, Partnership for the Goals, is meant to bring about."

*-Will Kennedy, Senior Officer, UN Fund for International Partnerships
and UN Office for Partnerships*



EUROPEAN UNION



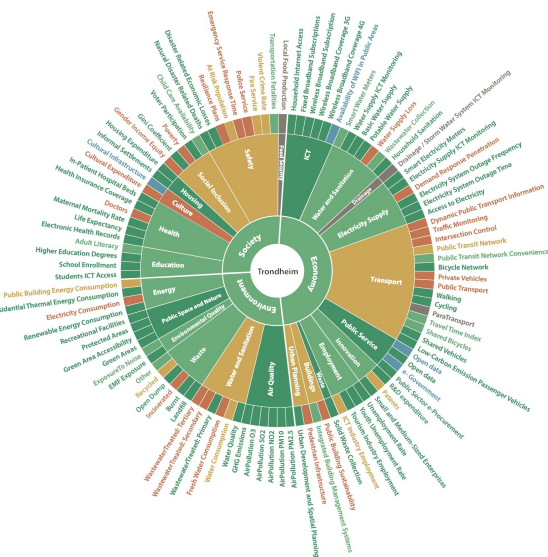
EU MISSIONS

CLIMATE-NEUTRAL & SMART CITIES

Concrete solutions for our greatest challenges



#EUmissions #HorizonEU #MissionCities



Geneva UN Charter Centre of Excellence



UNECE

**SUSTAINABLE DEVELOPMENT GOALS
CITY TRANSITION**
Trondheim

Stavangererklæringen

-
1. Gi alle **kunnskap om status** på bærekraftsmålene i sitt lokalsamfunn
 2. **Utvikle planer** for samfunnsutvikling som viser hvordan vi skal nå bærekraftsmålene
 3. **Mobilisere** og støtte innbyggere, næringsliv, organisasjoner og academia som bidrar til bærekraftig utvikling
 4. Måle og **evaluere effekten** av innsatsen
-



UN SDG indicators

OWNER

UN



OECD: A Territorial Approach t...

OWNER

OECD



U4SSC

OWNER


ITU



The UNSDSN/Bertelsmann Stif...

OWNER

Sustainable Development Solutions N...



The EU-JRC-VLR-handbook in...

OWNER


EU



De norske målepunktene

OWNER

The Norwegian Government



The EU-JRC-VLR-handbook in...

OWNER

EU

Handlings- og økonomiplan 2023-2026

Budsjett 2023

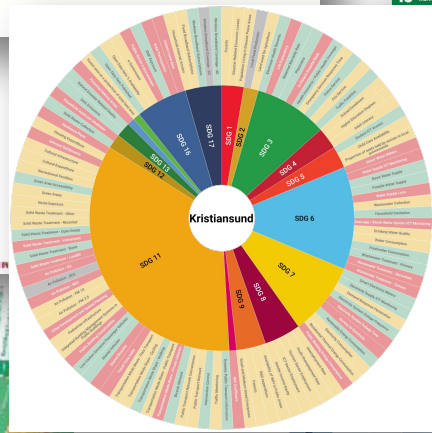
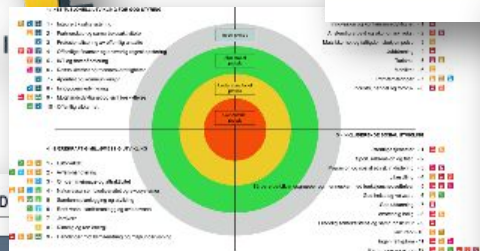


HØP Trondheim kommune

OWNER



CITY PROSPERITY INITIATIVE



DEVELOPMENT OF SMART AND RESILIENT INDICATORS

SUSTAINABLE DEVELOPMENT OF COMMUNITIES

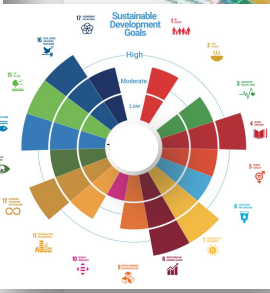
ISO 37120

Indicators for City Services & Quality of Life

ISO 37120 OVERVIEW

- ISO 37120 includes 100 indicators (46 Core and 54 aspirational) which are structured around the following 12 themes:
- Quality of Life
- Environment
- Energy
- Waste
- Transportation
- Public Services
- Health and Safety
- Culture and Recreation
- Urban Planning
- Urban Design
- Urban Governance
- Urban Innovation

ISO 37123
Indicators for Resilient Cities



Indicator	Unit	2018	2019	2020	2021	2022	2023	2024	2025	2026	2027	2028	2029	2030
1.1.1	Number of people living in slums	100,000	95,000	90,000	85,000	80,000	75,000	70,000	65,000	60,000	55,000	50,000	45,000	40,000
1.1.2	Number of people living in informal settlements	120,000	115,000	110,000	105,000	100,000	95,000	90,000	85,000	80,000	75,000	70,000	65,000	60,000
1.1.3	Number of people living in informal settlements with access to basic services	80,000	85,000	90,000	95,000	100,000	105,000	110,000	115,000	120,000	125,000	130,000	135,000	140,000
1.1.4	Number of people living in informal settlements with access to electricity	60,000	65,000	70,000	75,000	80,000	85,000	90,000	95,000	100,000	105,000	110,000	115,000	120,000
1.1.5	Number of people living in informal settlements with access to water supply	50,000	55,000	60,000	65,000	70,000	75,000	80,000	85,000	90,000	95,000	100,000	105,000	110,000
1.1.6	Number of people living in informal settlements with access to sanitation	40,000	45,000	50,000	55,000	60,000	65,000	70,000	75,000	80,000	85,000	90,000	95,000	100,000
1.1.7	Number of people living in informal settlements with access to housing	30,000	35,000	40,000	45,000	50,000	55,000	60,000	65,000	70,000	75,000	80,000	85,000	90,000
1.1.8	Number of people living in informal settlements with access to employment	20,000	25,000	30,000	35,000	40,000	45,000	50,000	55,000	60,000	65,000	70,000	75,000	80,000
1.1.9	Number of people living in informal settlements with access to education	10,000	15,000	20,000	25,000	30,000	35,000	40,000	45,000	50,000	55,000	60,000	65,000	70,000
1.1.10	Number of people living in informal settlements with access to health services	5,000	10,000	15,000	20,000	25,000	30,000	35,000	40,000	45,000	50,000	55,000	60,000	65,000



Legend for Sustainable Development Goals: High (Green), Moderate (Yellow), Low (Red), Very Low (Dark Red). Legend for Quality of Life: High (Green), Moderate (Yellow), Low (Red), Very Low (Dark Red). Legend for Resilient Cities: High (Green), Moderate (Yellow), Low (Red), Very Low (Dark Red).

TAKSONOMI FOR KLASSIFISERING AV INDIKATORER TIL BÆREKRAFTSMÅLENE

Taksonomien er tenkt benyttet i kommunene til å sortere, vurdere og sammenlikne indikatorer og indikatorsett med sikte på arbeid med bærekraftsmålene.

Strategisk prioritering

For eksempel disse fire viktige temaene:



PERSPEKTIV

Utviklingsområde

14-delt felles vokabular fra Digitaliseringsdirektoratet som er temainndelt for å kategorisere og beskrive offentlige tjenester og ressurser.



Evaluering av tiltak

5-delt typologi som stammer fra input-output-modellen i økonometri.



Fordeling

Relevant for å sammenlikne over tid, region og grupper.



INDIKATOR

KVALITET

✓ Klasse 1

Fem kvalitetsprinsipper for statistikk.



– Klasse 2

Mulig tilstand dersom indikatoren ikke tilhører klasse 1 eller klasse 3.



✗ Klasse 3


Indikatoren er umulig å lage pga. en eller flere mangler mht.:



MÅL

FNs bærekraftsmål SDG

SDG deles hierarkisk i to nivåer bestående av 17 hovedmål (FN17) og 169 delmål.



Trippel bunnlinje TBL

Den tredelte bunnlinje er et begrep fra samfunnsøkonomien som brukes for å synliggjøre bredere økonomiske forhold, sosiale forhold og miljø.



Impact materiality

Company impact on people and planet



Impact outwards



Financial materiality

Sustainability and climate impact on your company



Double materiality

Impact inwards



Substantially contribute

to at least one of the six environmental objectives as defined in the Regulation



Do no significant harm

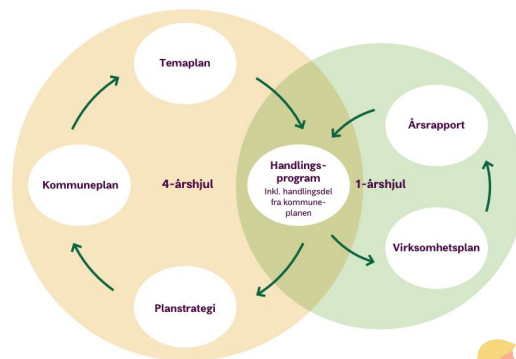
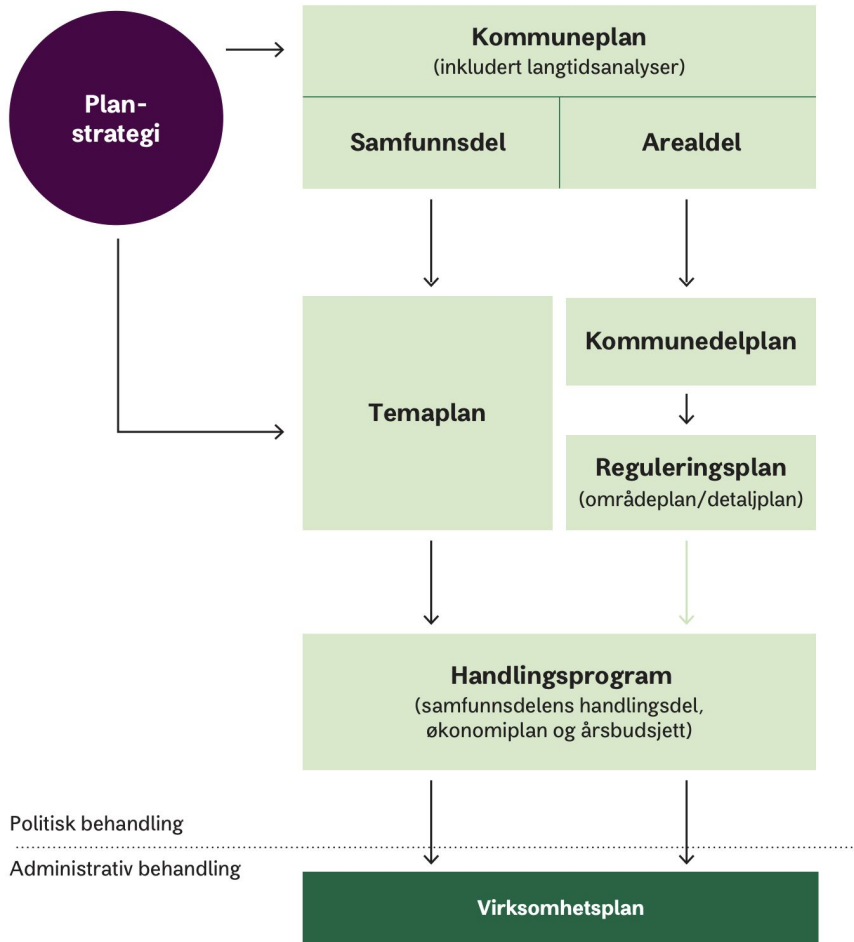
to any of the other five environmental objectives as defined in the proposed Regulation



Comply with minimum safeguards



Corporate Sustainability Reporting Directive







Hvem er det som lykkes?



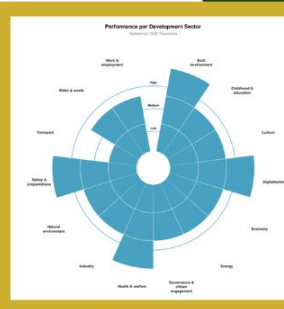


Nasjonale forventninger til regional og kommunal planlegging 2023–2027

Vedtatt ved kongelig resolusjon 20. juni 2023



Kommunal- og distriktsdepartementet



Bærekraftige kommuner starter med data

Utforsk hvordan kommunen din presterer



NORSK
BÆREKRAFTSENTER
BÆREKRAFTIG VERDISKAPING